



**abcoa**<sup>TM</sup>  
**Brand Guideline**

### Logo Variations

Wordmark and the logo are the main units. Users can choose the best logo to use under different circumstances.

Users should not create their own logo variations.

### Wordmark



### Logo



### 1 PMS



### 20% Grey



### CMYK



### Various Sizes:



20mm



10mm

### Logo Artwork

The logo can be used at the smallest of 10mm; or any size in between 10mm-20mm.

---

### Primary Use

The full color logo should be placed on a white background.

This is the ideal use of the ABCoA logo.

---

### Full Color Logo



---

### Secondary Use(s)

In certain instances it may be helpful to place the full color logo on a pale background. Tint should not exceed a 10% of any given color.

---

#### 10% Grey



---

#### 20% Grey



---

### Prohibited Use(s)

The full color logo should never appear against solid color values.

---

#### 10% Blue



---

#### Do Not: Use against solid color background



---

### Primary Use

The monotone logo is the only type of ABCoA logo which can be used in white.

When appearing on a white background, the provided artwork is the only permitted color that should be used.

---

### Secondary Use(s)

It is acceptable to use the monotone logo alone with 20% grey.

---

### Prohibited Use(s)

The monotone logo should never appear against any bright colors.

---

### Monotone Logo



---

### 10% Grey



---

### 20% Grey



---

### 10% Blue



---

### Do Not: Recolor the logo



---

### Do Not: Use against bright color



---

**Primary Use**

The monotone logo is the only type of ABCoA logo which can be used in white.

When appearing on a white background, the provided artwork is the only permitted color that should be used.

---

**Monotone Logo**



---

**Secondary Use(s)**

It is acceptable to use the monotone logo alone with 20% grey.

---

**20% Grey**



---

**100% Blue**



---

**Prohibited Use(s)**

The monotone logo should never be recolored to differ from the artwork provided. Bright colors are also prohibited.

---

**Do Not:** Recolor the logo



---

**Do Not:** Use against bright color



### Logo Position

Recommended positions for the logo unit and imagine symbol are shown opposite.

### On Screen Position

Placing the imagine symbol or logo unit in the center of the screen gives the impression of a getaway or portal to the ABCoA brand.



### Logo Size

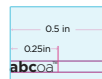
Recommended sizes for common formats are shown opposite.

The minimum logo sizes are based on the reproductive qualities of the logo unit types.

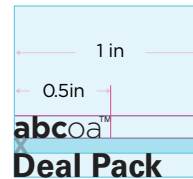
### Logo Position



0.25"



0.75"



Minimum Size  
0.30"



Minimum Size  
0.42"





## Exclusive Zone

This is a protective space surrounding the logo unit.

The dimension is derived from the height of the imagine symbol.

This exclusion zone applies in the same way to all artworks and variations of the logo unit.

## Full Color Logo Unit



## Mid Grey Logo Unit



## Mid Grey Logo Unit



## Tagline

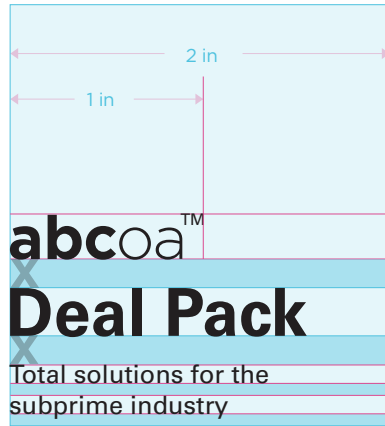
### Text Relationship

Type size is derived from the baseline of Dealpack to the base of imagine symbol “X.”

The font used for tagline should always be Univers 55 Roman.

The same tagline relationship applies to all variations and colors of the logo unit.

### Black and White Logo Unit



### Full Color Logo Unit



### Mid Grey Logo Unit





## Font Formats

### Font Formats

Use only Gotham Bold for all headlines and Gotham Light for all secondary or body text.

#### Lowercase

**abcdefghijkl  
lmnopqrstuvwxyz**

#### Lowercase

abcdefghijkl  
lmnopqrstuvwxyz

#### Uppercase

**ABCDEFGHIJK  
LMNOPQRSTUVWXYZ**

#### Uppercase

ABCDEFGHIJK  
LMNOPQRSTUVWXYZ

#### Numeral/Punctuation

**1234567890().,:@\***

#### Numeral/Punctuation

1234567890().,:@\*

#### Gotham Bold

**ABC**

40pt

**ABC**

30pt

**ABC**

20pt

#### Gotham Light

ABC

40pt

ABC

30pt

ABC

20pt

## Type Sizes

### Type Size

The number of type sizes are recommended in order to give further consistency to the identity. The selection of type size should be based upon the format of the piece being produced.

When appropriate sizes are above this pre-defined range, they may be used on larger formats.

#### 12pt

|                    |       |
|--------------------|-------|
| Gotham Light       | 12 pt |
| Gotham Book        | 12 pt |
| <b>Gotham Bold</b> | 12 pt |

#### 8pt

|                    |      |
|--------------------|------|
| Gotham Light       | 8 pt |
| Gotham Book        | 8 pt |
| <b>Gotham Bold</b> | 8 pt |

|                    |      |
|--------------------|------|
| Gotham Light       | 7 pt |
| Gotham Book        | 7 pt |
| <b>Gotham Bold</b> | 7 pt |

#### 30 pt

Gotham Light  
Gotham Book  
**Gotham Bold**

#### 14 pt

Gotham Light  
Gotham Book  
**Gotham Bold**

#### 50pt

Gotham Light  
Gotham Book  
**Gotham Bold**

---

### Typography

Typography must always be ranged left. This provides the eye with a constant character that allows the eye to confidently judge the start of the next line.

---

#### **Ranged Left**

Sed ut perspiciatis unde omnis iste natus error sit voluptatem accusantium doloremque laudantium, totam rem aperiam, eaque ipsa quae ab illo inventore veritatis et quasi architecto beatae vitae dicta sunt explicabo.

---

#### **Do Not: Centered**

Sed ut perspiciatis unde omnis iste natus error sit voluptatem accusantium doloremque laudantium, totam rem aperiam, eaque ipsa quae ab illo inventore veritatis et quasi architecto beatae vitae dicta sunt explicabo.

---

#### **Do Not: Justified**

Sed ut perspiciatis unde omnis iste natus error sit voluptatem accusantium doloremque laudantium, totam rem aperiam, eaque ipsa quae ab illo inventore veritatis et quasi architecto beatae vitae dicta sunt explicabo.

---

#### **Do Not: Stretched**

Sed ut perspiciatis unde omnis iste natus error sit voluptatem doloremque audantium aperiam, eaque ipsa quae ab illo inventore et quasi dicta sunt explicabo.

---

#### **Do Not: Condensed**

Sed ut perspiciatis unde omnis iste natus error sit voluptatem accusantium doloremque audantium aperiam, eaque ipsa quae ab illo inventore veritatis et quasi dicta sunt explicabo.

---

#### **Do Not: Distorted**

Sed ut perspiciatis unde omnis iste natus error sit voluptatem doloremque audantium aperiam, eaque ipsa quae ab illo inventore et quasi dicta sunt explicabo.

---

#### **Do Not: Spacing Too Loose**

Sed ut perspiciatis unde omnis iste natus error sit voluptatem accusantium doloremque laudantium, totam rem aperiam, eaque ipsa quae ab illo inventore veritatis et quasi architecto beatae vitae dicta sunt explicabo.

---















#### **Do Not: Spacing Too Tight**

Sed ut perspiciatis unde omnis iste natus error sit voluptatem accusantium doloremque laudantium, totam rem aperiam, eaque ipsa quae ab illo inventore veritatis et quasi architecto beatae vitae dicta sunt explicabo.

Color Palette















Main Colors

The palette for RGB is specified below:

|   |   |
|---|---|
|  R 230<br>G 59<br>B 16    |  R 30<br>G 69<br>B 151   |
|  R 13<br>G 192<br>B 220   |  R 255<br>G 147<br>B 8   |
|  R 26<br>G 219<br>B 104   |  R 11<br>G 149<br>B 11   |
|  R 11<br>G 149<br>B 11    |  R 11<br>G 105<br>B 11   |
|  R 150<br>G 29<br>B 42    |  R 142<br>G 71<br>B 235  |
|  R 22<br>G 184<br>B 154 |  R 255<br>G 76<br>B 34 |
|  R 246<br>G 167<br>B 30 |  R 188<br>G 107<br>B 0 |

Main Color in CMYK













CMYK and Pantone colors should be used for all print application.

|   |   |   |  |  |
|---|---|---|--|--|
|  C 67 M 0 Y 83 K 0<br>Pantone 7480 C   |  C 76 M 0 Y 100 K 0<br>Pantone 7481 C |  C 99 M 86 Y 3 K 0<br>Pantone 7687 C |  C 0 M 51 Y 100 K 0<br>Pantone 7564 C |  C 0 M 51 Y 100 K 0<br>Pantone 7564 C |
|  C 85 M 15 Y 100 K 4<br>Pantone 347 C  |  C 62 M 75 Y 0 K 0<br>Pantone 265 C   |  C 2 M 92 Y 100 K 1<br>Pantone 173 C |  C 69 M 0 Y 12 K 0<br>Pantone 311 C   |  C 69 M 0 Y 12 K 0<br>Pantone 311 C   |
|  C 26 M 99 Y 86 K 25<br>Pantone 7622 C |  C 62 M 75 Y 0 K 0<br>Pantone 265 C   |  C 100 M 0 Y 54 K 0<br>Pantone 311 C |  C 100 M 0 Y 54 K 0<br>Pantone 311 C  |  |

Color Match In RGB

|   |  |   |  |
|---|--|---|--|
|  Deal Pack™            |  Deal Pack Light™             |  Deal Pack Cloud™              |  Deal Pack Pro™   |
|  Web Hosting™          |  BHPH™                        |  AMS™                          |  Consulting™      |
|  Auto Dealer Digest™ |  Deal Pack Service & Parts™ |  GatePay Payment Processing™ |  Online Backup™ |

Color Match In CMYK

|   |  |   |  |
|---|--|---|--|
|  abcoa™ Deal Pack          |  abcoa™ Deal Pack Light           |  abcoa™ Deal Pack Cloud            |  abcoa™ Deal Pack Pro |
|  abcoa™ Auto Dealer Digest |  abcoa™ Web Hosting               |  abcoa™ BHPH                       |  abcoa™ AMS           |
|  abcoa™ Online Backup      |  abcoa™ Deal Pack Service & Parts |  abcoa™ GatePay Payment Processing |  abcoa™ Consulting    |